

# Making Bikes More Convenient and Safe!

## Ota City Community Cycle Program



Ota City Community Cycle is a fee-based bicycle sharing service. You can borrow and return a bike at any of the numerous docomo Bike Share cycle ports (bike stations) located in Tokyo. There are about 150 cycle ports within Ota City alone.  
(You must download an app to use the service.)




© Ota City

Please check within the app. <https://docomo-cycle.jp/tokyo/>

## Locking Your Bicycle

In Ota City, local ordinances require bicycle owners to take anti-theft measures such as locking their bicycles. To prevent theft of your bicycle, always lock your bicycle, even if you are parking it at your home or only leaving it temporarily in a bicycle parking lot. Using two locks is even better, as it forces the thief to work longer. Protect your bicycle by using two locks.

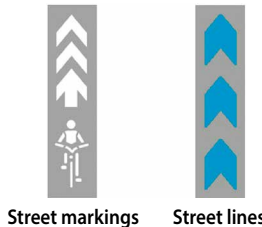


© Ota City

## Bicycle Street Markings and Lines



- Ota City has painted markings and lines on streets in the city to guide bicycles.
- The markings and lines are positioned on the left side of the roadway to indicate where bicycles are supposed to ride.
- Ride in the direction indicated by the arrows while yielding to each other.
- At intersections without traffic lights, obey traffic rules and manners, such as stopping and making sure the way is safe by looking left and right.
- Pass vehicles parked on the street only after checking that it is safe behind them.



Source: Tokyo Metropolitan Police Department Website

Urban Infrastructure Development Management Division  
☎ 03-5744-1315 FAX 03-5744-1527 E-mail: toshikan@city.ota.tokyo.jp

This information paper is published eight times a year. It is distributed at Ota City facilities, such as libraries, children's centers, and branch offices, as well as at JR Kamata Station, JR Omori Station, Keikyu Zoshiki Station, and other train stations in the city.

Published by: Ota City Internationalization and Multiculturalism Promotion Division

Address: 2nd floor, 4-16-8 Kamata, Ota-ku 144-0052  
Within the Ota International Exchange Center ("Minto Ota")  
☎ 03-5744-1227 FAX 03-5744-1323

▼ Information for foreign residents (Available in 131 languages)



▼ Multilingual Consultation Desk



Past issues are available here. ▶



English

Vol.47 | 2025.03

A Newsletter for Foreign Nationals

# Ota City Navigation



## "It's Time to Enjoy Ota City's Cherry Blossoms!"

This article is available in audio.



## Magome Bunshimura Cherry Blossom Festival

The Magome Bunshimura Cherry Blossom Festival offers lots to enjoy, including Nagashi Odori dancing, Awa Odori dancing, a Haiku poetry contest, and refreshment booths.

- 🕒 12:00 pm to 4:30 pm, Sunday, April 6, 2025 (held rain or shine)
- 📍 Sakuranamiki Park, Magome Sakura-namiki-dori Area between 4-48 and 6-11 Minami-Magome, Ota-ku (Take the bus from Omori Station (Sanno Exit) for Ebaramachi Station and get off at Usuda-sakashita bus stop, walk 5 minutes)
- 📞 Magome Branch Office  
☎ 03-3774-3301 FAX 03-3774-4997  
E-mail: magome@city.ota.tokyo.jp

## The 14th 21 Seiki-sakura Matsuri Festival

It is a cherry blossom festival that brings together community associations, local businesses, related organizations, and others to deepen friendly ties and boost community spirit. There are plenty of fun areas and activities planned, including the ever-popular stage performances, an event area, a flea market, and refreshment booths.

- We ask visitors to observe the following:
- Remember that restrictions on entering the festival's venue may apply on the day of the event.
  - Please do not come to the venue by car or bicycle.
- 🕒 9:45 am to 3:00 pm, Sunday, March 23, 2025
  - 📍 Ota City Residents Plaza, 3-1-3 Shimomaruko, Ota-ku
  - 📞 Yaguchi Branch Office  
☎ 03-3759-4686 FAX 03-3759-1492  
E-mail: yaguti@city.ota.tokyo.jp



🕒 When 📞 Charge or amount 📞 Capacity 📍 Where 📄 How to apply 📍 Where to apply 📞 Inquiries



## ■ Please Follow the Waste Disposal Rules

Have you ever been confused about how to sort the resources and waste coming out of your home every day?

Below are some examples of waste sorting that is often done incorrectly.

### 1) Bulky waste

In general, an item measuring 30 centimeters or more on its side is bulky waste. It is still bulky waste even if you break it up and put it in a bag.

### 2) Differences in material

The disposal method changes depending on the item's materials and the percentages of those materials. Use the disposal method for the material that comprises the largest part of the item.

Ota City distributes a pamphlet titled "How to dispose and separate your waste and recyclable waste" (available in six languages: English, Chinese, Korean, Tagalog, Nepali, and Vietnamese). Please refer to it if you have questions about the sorting and disposal of items not mentioned above.



© Ota City

Sanitation Division  
☎ 03-5744-1628 FAX 03-5744-1550  
E-mail: kan-seso@city.ota.tokyo.jp



## ■ Regular Group Rabies Vaccinations for 2025

Dog owners are required by law to have their dog vaccinated against rabies once a year and to attach the vaccination certificate issued by the City to their dogs. In Ota City, ribbons are used as vaccination certificates.

The City holds Regular Group Rabies Vaccinations where owners can vaccinate their dogs against rabies and receive vaccination certificates on the spot.


Ribbons used as vaccination certificates



- 🕒 10 days from Saturday, April 12 to Monday, April 21, 2025
- 📍 City-designated veterinary hospitals in Ota City (designated veterinary hospitals: visit Ota City's website for details.)
- 💰 3,750 yen  
Breakdown: Rabies vaccination fee: 3,200 yen  
Vaccination tag issuance fee: 550 yen

**Eligibility** Dog owners in Ota City

- 📋 Bring your dog to a designated veterinary hospital during the program period.
- 📄 Application is not required.
- 📞 Sanitation and Public Health Division  
☎ 03-5764-0670 FAX 03-5764-0711



© Ota City

## ■ Katsu Kaishu Memorial Museum Special Exhibition Dear Rintaro-sama – Letters from Hatamoto Okada Shingotaro –

Katsu Kaishu studied diligently with his friend Okada Shingotaro, who died at a young age. This exhibition will shed light on previously unknown exchanges between the two, based on newly discovered materials.

- 🕒 Friday, March 14, to Sunday, July 6, 2025  
Museum hours: 10:00 am to 6:00 pm  
\* Closed Mondays (the following day if Monday is a national holiday)  
\* Visit Ota City's website for the latest information.
- 📍 Katsu Kaishu Memorial Museum  
2-3-1 Minami-Senzoku, Ota-ku
- 💰 Entry fee: General: 300 yen, Elementary and junior high school students: 100 yen (Various discounts are also available.)
- 📞 ☎ 03-6425-7608 FAX 03-6425-7610



## ■ Recruiting Cool OTA-KU Ambassadors

Ota City is recruiting "Cool OTA-KU ambassadors" to publicize Ota City and its attractions.

Being a Cool OTA-KU ambassador brings opportunities to get to know Ota City better and meet a variety of people. Why not make your mark in Ota City as part of the team?

We look forward to receiving your application.

- What Cool OTA-KU Ambassadors do:
  - (1) Utilize social media and personal networks to spread the appeal of Ota City and its international exchange and multicultural projects, etc.
  - (2) Participate in events and programs organized by Ota City and interact with City residents
- Volunteer period: July 2025 to June 2027 (tentative)

Please contact the office below for further details.

**Eligibility** Foreign nationals who are at least 18 years old and who reside, work, or attend school in Ota City, or are otherwise connected to Ota City

- 🕒 Applications must be received by 5:00 pm on Monday, April 7, 2025.
- 📋 Submit the application form in person or by post, fax, or email.
- 📞 Internationalization and Multiculturalism Promotion Division  
Within Ota International Exchange Center "Minto Ota",  
2F 4-16-8 Kamata, Ota-ku 144-0052  
☎ 03-5744-1227 FAX 03-5744-1323  
E-mail: boshu-kokusai@city.ota.tokyo.jp

