

○ Does a Pay business waste treatment ticket need the company name on it when we use it?

Be sure to fill it in.

Together with taking responsibility on the waste you discharge and to prevent theft of ticket that has no name written on it, be sure to fill in the name of the shop or the company name.



○ Left uncollected even if the trash was disposed properly !

There are cases that Business waste may not be collected in the ward even though you disposed it properly.

The main lists are as follows:

1. Waste mixed with liquid, powder or granule. ⇒ Cannot be collected.
2. Waste with a Pay business waste treatment ticket sold by other city or the Pay business waste treatment ticket of Ota City but of former versions (before the revision of the price). ⇒ Please purchase new ones, and paste them again.
3. Things of which length is over 30 cm cannot be disposed on the waste-collecting point.
⇒ Please contact with an authorized industrial waste trader.
4. Oily metal chips and plastic trash disposed by plastic manufacturers or processors are not collected by the city office.
⇒ Please contact with an authorized industrial waste trader.

○ How can business trash be put out?

1. Sort out your Business waste to recyclable, combustible, or incombustible, paste the ticket and put out by 8:00 a.m. on the required collection day.
2. Squeeze out the trash before putting out. Compressed waste may splash liquid or liquid matter.

○ Difficult to put out business trash properly ?

Make a contract with authorized industrial waste trader for collection at night or collection in volumes.

Check the Ota City's website for accredited traders. Putting out trash on the collection point at night may cause damage from crows or emit foul smell. Trash collection in volumes may affect the collection of waste from general households.

※A total of less than 50kg or up to five 45 liter-bags are collectable at a time.

For more inquiries,
Contact the office
on the right.



<Contact>

Authorization and Guidance Section, Ota City Sanitation Division
(1 minutes' walk from JR Kamata stn)

〒144-8621
Ota City Office 5-13-14 Kamata, Ota city
TEL 03-5744-1629

Illegal dumping is a crime

Illegal waste dumping (even attempted dumping) is punishable by imprisonment of less than 5 years or a fine of less than 10 million yen (300 million yen for a corporate) or both.

How Business waste is collected

~When you ask Ota City to collect Business waste~

The price of business waste ticket (Jigyo-kei yuryogomi-shori-ken) has been revised on October 2023. Please note that you will not be able to use the current coupon after November, 2023.

There are 4 types of tickets. Please purchase tickets according to bag volume and container amount.

【Price list for Oct. 2023 revision】

Types of tickets	No. of tickets in a set	Price
S 10ℓ	10 tickets/set	870yen
M 20ℓ	10 tickets/set	1,740yen
L 45ℓ	10 tickets/set	3,910yen
XL 70ℓ (light rubbish only)	5 tickets/set	3,045yen



Illustration of Cleaning Truck and Worker
“令和5年10月改定(Revised in October 2023)”
indicated

[Sales ends in September 2023]
Expiration date: October 31, 2023
Now accepting exchanges for the amount difference (exchange for new tickets by paying the amount difference)



With an image of the waste collector truck only
Marked “平成29年10月改定(Oct. 2017 revision)”

※ For surplus exchange and refunds reception, visit the Refuse Collection Office in your area or the Sanitation Operations Division at the City Office Main Bldg. Please be aware that surplus exchange and refunds are not available at convenience stores.


Business persons are expected to ask authorized industrial waste traders to collect their business trash !

Please ask any authorized industrial waste trader to collect business trash instead of asking Ota City to do so. Check the Ota City Internet Homepage for authorized industrial waste traders.

We hope that you are aware of the situation and handle your Business waste properly.

Ota City's character for recycling

しげんまもるくん



Putting out business waste properly

○ What is “Business waste (Jigyo-kei gomi)”?

Any other trash other than “Domestic waste” is “Business waste”. Business waste includes wastes from business activities in shops, offices and workshops, their employees’ empty lunch boxes, cans and PET bottles.

Wastes from activities in NPOs engaged in public services, religion corporates and unions, residents associations and events are also treated as Business waste.

○ Disposing of business waste

Business operators should take responsibility on disposing their “business waste” properly and is required to ask a licensed company to collect and transport the waste. The ward’s service is for collecting waste from household, however if as long as there is no interference with domestic waste collection, the city can collect business waste.

For private or individual small scale shops, follow the rules of separating and disposal of waste and affix a pay business waste ticket and you can avail of the Ward’s Waste collection service.



○ What if I run a business at home?

Put “Business waste” and “Domestic waste” in different bags or containers. If you put them in the same bag, the waste will be treated as “Business waste”.

○ Where are the waste tickets sold?

Visit a shop or convenience store or super market with “大田区有料ごみ処理券取扱所 (Ota City pay waste ticket dealer)” mark.
※Staff members at work sell no coupons.

○ Which waste ticket is applicable?

See below for typical waste for which pay business waste treatment ticket is applicable.

- ◆ 18 liter can (empty only)
A 10L-coupon for 2 cans and a 20L-coupon for 3 to 4 cans.
- ◆ Fluorescent lamp
Five 120cm-long lamps need a ticket for 10L. The city office cannot collect Lamps, which size exceed 120cm. Please consult a shop selling the lamps or a collecting company.

○ How to select and apply a pay business waste treatment ticket

- ▼ Pick up a ticket for a commercial bag according to the volume.
- ▼ Use 2 or more tickets when you have no proper ticket to the bag size.
- ▼ Pick up a ticket suitable for the volume of waste in a container.
- ▼ Bind newspapers, magazines and cardboard, and paper packs with a string per item, and pick up a ticket according to the height or the number of pieces.
- ▼ Put bottles, cans, food trays, PET bottles and Styrofoam items should be put in bags on each items and choose the appropriate tickets according to the volume of the bags.


Trash up to a half of the bag
⇒ Pick up a ticket by bag volume



30L-bag is used
⇒ 1 each for 10L & 20L ticket



Please fill in the Pay business waste treatment ticket with the company name and paste it on the top of the bag.



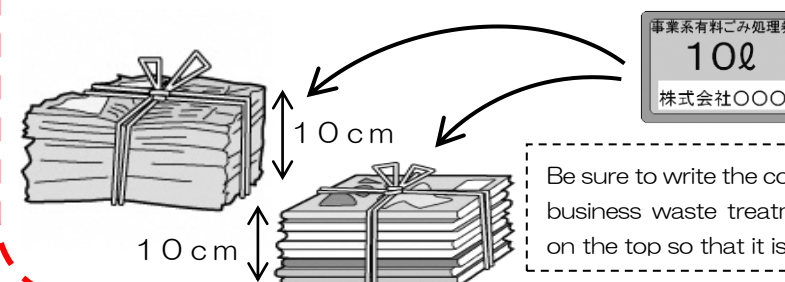
Waste equiv. to 20L in a 60L container:
⇒ Pick up a 20L ticket

Paste a proper ticket on newspaper etc. and put in on the waste for collection. Be sure to write the company name on the Pay business waste treatment ticket.

If it is difficult to size the volume of waste in a container:

- A half or more of the container → Follow the container size.
- Less than a half of the container → A ticket for 1/2 container size.

○ Newspaper (folded into 4, size A4), magazines and paper packs
⇒ Use a 10L ticket per height of 10cm



○ Cardboard
⇒ The ordinary box for mandarin orange is a guide. Use a 10L ticket for 2.

Be sure to write the company name on the Pay business waste treatment ticket and paste it on the top so that it is easy to read.