

For
Households

How to Separate and Dispose of Resources and Waste

Please bring the waste to the collection point **by 8:00 a.m. on the collection day.** Please do not put out rubbish on days other than collection days or at night.



For disposal of small rechargeable batteries (lithium-ion batteries, etc.), go to page 3

Plastics Once a week  day	Recyclables Once a week  day
Combustible waste Twice a week  day	Noncombustible waste Twice a month That month's  Week day
Bulky Waste Ota City Bulky Waste Reception Center ☎ 0570-037-530	
 Prior registration required (charged)	

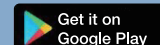
For contact information, go to page 8

Ota City Waste Separation App

If you do not know the collection date or how to put out recyclables or waste, check here ⇒ ⇒ ⇒ ⇒

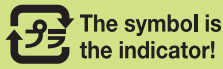
To download the app, you can also search for "大田区ゴミ分別" (Ota City Waste Separation) in the App Store or Google Play.

(Languages supported: English, Chinese, Korean, Tagalog, Nepali, Vietnamese)



For items (1) through (4), please put them out **by 8:00 a.m.** on the collection day at the collection point you use.

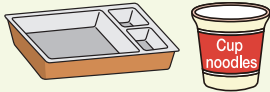
(1) Plastics



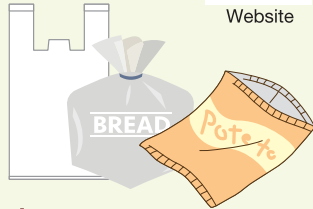
*We also collect products made entirely of plastic, even if they do not have the plastic recycling symbol.

Be sure to dispose only of items made entirely of plastic. Wherever possible, clean plastics before putting them out. Be sure to remove any food scraps, and anything else.

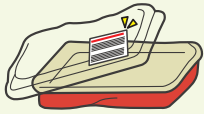
Plastic containers for lunchboxes, cup noodles, etc.



Bags

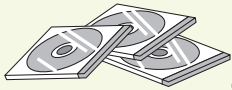


Plastic with paper stickers




Peel off anything that can be easily removed. If you cannot peel off the sticker, just put it out as "plastic" as it is.

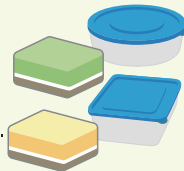
CD/DVD main unit, CD/DVD case



Packaging



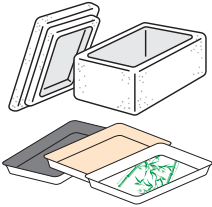
Kitchenware



Cut into about 30cm pieces.

Important reminder

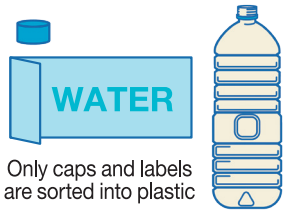
Styrofoam, food trays



Plastics, not recyclables

Important reminder

Beverage PET bottle caps and labels



Only caps and labels are sorted into plastic

Containers into **Recyclables**

Items that cannot be collected as plastic (Example)

Anything that is partially or wholly made of materials other than plastic



Utility knives



Clothes pegs



Handy fan



Ball-point pens

Items with many metal parts, battery-powered items

Noncombustible waste

Items other than the above (including items with a small amount of metal attached)

Combustible waste

(2) Recyclables 7 items

As the waste disposal facility and method vary depending on the category, the collection time and vehicle vary.

Separate into each category and tie them together with a piece of string. Do not use any adhesive tape.

(1) Newspapers and flyers

Inserted flyers are also collected together



(2) Magazines and scrap paper

Books, leaflets, wrapping paper, cartons, egg carton boxes, etc. are also accepted



(3) Cartons

Rinse it and cut it open



(4) Cardboard boxes

Get rid of slip sheets, adhesive tape, and clasps



Please separate each item and place them in bags that make the contents visible.

(5) Food and beverage bottles

Lids are collected depending on the material

Combustible waste → Noncombustible waste



(6) Food and beverage cans

Also collecting confectionery and seaweed cans, including the lid, as recyclables



(7) PET bottles for beverages

Crush

Important reminder

Caps and labels into **Plastics**



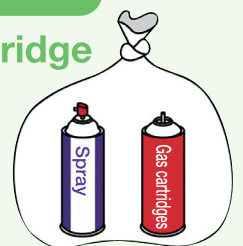
*Please rinse items (5), (6) and (7) with water before disposal.

Recyclables

Spray can and gas cartridge

Use it up and put it in a separate see-through plastic bag.

Collection day for "Recyclables"



Please put out (1), (3), and (4) in "lidded containers of 90 L or less" or "transparent or semi-transparent, water-resistant, sturdy plastic bags".

(3) Combustible Waste

Food waste
(drain well)



Clothing



Dirty plastic

Do not put out plastics that cannot be rinsed with water to remove grime on the plastics collection day

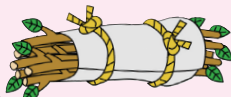


Rubber products



Small amount of stems and leaves

(Cut them into 50 cm long or so and tie them together with a piece of string)



*Trunks must be less than 10 cm thick

Non-recyclable paper

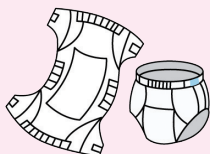


Leather products




Diaper

(Remove excrement and seal the bag up)



Waste cooking oil

(Soak it into paper or cloth, or solidify it with a coagulant agent)



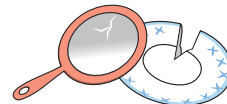
Requests / Cautions

- Drain water from kitchen waste before disposing. Additionally, wrapping kitchen waste in newspapers or fliers can help to deter crows.
- Please wrap any sharp items such as bamboo skewer with paper etc.

(4) Noncombustible Waste

Noncombustible waste should be separated into the following types.

Glassware, small appliances, metals, etc.



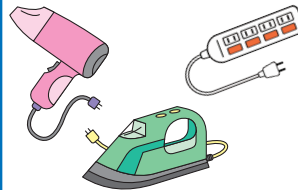
Label as "Dangerous(危険)"

Bottles soiled with oil, etc.

Soak cosmetics and other liquids into paper or cloth and dispose of them in the combustible waste



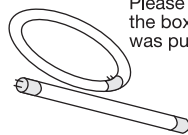
• Ten types of small appliances, such as mobile phones and digital cameras, are also collected at ward facilities. (See page 5)



Oily and dirty cans




Light bulbs and fluorescent tubes



Please put it out in the box in which it was purchased.

Dry cell batteries




Lighters



*Use up the contents.

Umbrella



Requests / Cautions

- Sharp items such as glass, needles or blades should be disposed of in sturdy containers, wrapped in paper, or otherwise safely disposed of, with the word "danger" ("危険") clearly displayed on the outside.


Small rechargeable batteries

(Lithium-ion batteries, nickel-metal hydride batteries, nickel-cadmium batteries, etc.)

(Examples)



Mobile batteries



Battery packs for tablet devices, etc.



Ni-Cd

Nickel-cadmium batteries



Ni-MH

Nickel-metal hydride batteries



Li-ion

Lithium-ion batteries

◆ The collection is carried out by retail shops and JBRC collection agencies.

Collection boxes are scheduled to be installed at some ward facilities during FY2026. Please check the ward website for the latest information.

Ward Website Address <https://www.city.ota.tokyo.jp/seikatsu/gomi/shigentogomi/kogata.html>



JBRC

03-6403-5673

[Monday-Friday (excluding public holidays) 9:00 a.m. to 5:00 p.m.]

It may result in smoke or fire. Please refrain from disposing of these items at collection points.

*Please consult the Waste Reduction Promotion Section or the Waste Collection Office in the following cases:

- If collection by JBRC is not possible
- If small rechargeable battery is swollen or damaged

Application: **Ota City Bulky Waste Reception Center ☎ 0570-037-530**

Hours: 8:00 a.m. to 7:00 p.m. (except Dec. 29 to Jan. 3 and maintenance inspection days several times a year)



- Furniture, bedding, electrical appliances, and other items from households that measure **approximately 30 cm or more** on a side are eligible.
- Air conditioner, Television, Fridge (and freezer), Washing machine, Clothes dryer, and computer are not eligible.
- Please apply by phone (Japanese, English, Chinese, Korean, Portuguese, Spanish, Thai, Vietnamese) or online (Japanese, English, Chinese, Korean).
- Collection dates and fees will be provided upon application.
- Purchase an Ota City Paid Bulky Waste Disposal Ticket at a supermarket or convenience store.
- Write your collection date, name, or receipt number on the paid bulky waste disposal ticket.
- Please put it out by 8:00 a.m. on the collection day at the place you decided when you made the reservation.
- There is also a system where you can bring your bulky waste in yourself (only by telephone application).

Paid bulky waste disposal ticket (available as a sticker)



A Ticket: 200 yen per ticket



B Ticket: 300 yen per ticket




Please affix a paid bulky waste disposal ticket.



24-hour online service (excluding maintenance and inspection days)

When putting out a large amount of waste at once (extra waste)

- The amount of waste that you can bring to a waste collection point at a time is up to 3 bags for 45 liters. (up to 3 bundles of branches)
- Fee payable for 4 or more bags.
- Inquires to the Waste Collection Office.



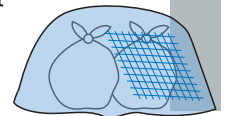
Cut into 50cm long
Trunks must be less than 10cm thick

Animal carcasses (pets)

Carcasses of dogs, cats, etc. raised at home can be accepted for a fee only if they weigh less than 25 kg (3,100 yen per animal)
• Register at the Waste Collection Office.

Bird proof nets are available to hire

We provide bird proof nets to prevent damage caused by crows and other birds. Please ask your area's Waste Collection Office for details.



Hazardous items, flammable items, dangerous items, foul-smelling items


Petroleum (gasoline, diesel, kerosene, thinner, engine oil, paint etc.), Gas cartridges (propane gas, oxygen etc.), General waste subject to special control (PCB parts, infectious waste etc.), Fireworks, Matches, Batteries. Poisonous or deleterious substance, and other hazardous items

Other items that the city cannot collect

Soil, sand, stones, ashes, concrete blocks, bricks, pianos, fireproof safes, tires, motorcycles, automobiles, other liquid items, etc.
*To dispose of fire extinguishers, contact the Fire Extinguisher Recycling Promotion Center (TEL: 03-5829-6773).

Please ask manufactures or retail shops.

If you are unsure of the manufacturer or retail shop, please contact the Waste Collection Office or the Waste Reduction Promotion Division.



Air conditioner, Television, Fridge (and freezer), Washing machine, Clothes dryer

Places to ask for taking them	Collection and transport fee	The estimate price for recycling
(1) A retail shop where you bought the product from, or one that will trade in an old one for a new one	It may vary depending on the retail shop	Air conditioner: from 550 yen Television Small (15 inches or smaller): from 1,320 yen Television Large (16 inches or larger): from 2,420 yen Fridge and Freezer Small (170 liters or smaller): from 3,740 yen Fridge and Freezer Large (171 liters or larger): from 4,730 yen Washing machine and clothes dryer: from 2,530 yen
(2) If you prefer a collection to being taken by a retail shop Home Appliance Recycling Contact Center 0570-087-200 (Monday-Friday, 9:00 a.m.-5:00 p.m.)	The basic price is from 3,500 yen to about 4,000 yen	
(3) If you bring directly to the center by yourself (Please inquire below)	Free	Note: The price varies depending on the item and the product manufacturer.

Please pay the recycling fee at a post office in advance (transfer fee charged separately) and bring a recycling ticket with the payment receipt attached. (Home appliance recycling tickets are available at post offices.) Please note that the home appliance recycling fee payment service is not available on Saturdays.

Designated pickup locations in Ota City	Address	Telephone	Business Hours
Loginet Japan East Co., Ltd.	3-3-12 Keihinjima	03-5755-9400	Monday to Friday (excluding public holidays, the Obon holidays, and New Year's holidays), Saturday (irregular holidays) 9:00 a.m. to 12:00 p.m., 1:00 p.m. to 5:00 p.m. Reception is open from 9:00 a.m. to 11:30 a.m. and from 1:00 p.m. to 4:30 p.m.
Okayama Prefecture Freight Transportation Co., Ltd. Keihin Branch Office	2-1-1 Heiwajima (Truck Terminal Building No.10)	03-3762-8261	Monday to Saturday (excluding public holidays, the Obon holidays, and New Year's holidays), Saturday (irregular holidays) 9:00 a.m. to 12:00 p.m. and from 1:00 p.m. to 5:00 p.m. (until 12:00 p.m. on Saturday) Reception is open from 9:00 a.m. to 11:30 a.m. and from 1:00 p.m. to 4:30 p.m. (9:00 a.m. to 11:30 a.m. on Saturday)

- No prior notice or application is required. ● Recycling by manufacturers is required by law.
- If you have any questions about recycling fees, etc., please contact the Home Appliance Recycling Ticket Center (TEL: 0120-319640).
Website ▶▶▶ <https://www.rkc.aeha.or.jp/>



Computers that are no longer in use at home are recycled and reused as resource materials (The city does not collect them)

Computer manufacturers collect and recycle them.
To apply for collection, please contact the reception desk of the manufacturer of the computer that you wish to discard.
(You can also apply through the website)



Applicable devices:
Desktop computer main body
Notebook computer
CRT Display
CRT Display all-in-one computer
Liquid crystal display
Liquid crystal display all-in-one computer

- Dispose of computers by applying to the original manufacturer.
- Computers with a "PC Recycle" sticker can be recycled for free.
- Make inquiries with a PC3R Promotion association about homemade computers or computer manufactures which are no longer in business.

PC3R Promotion Association
☎03-5282-7685

[Monday to Friday (excluding public holidays, the Obon holidays, and New Year's holidays) 10:00 a.m. to 5:00 p.m.]

◆ Collected items (10 items)

Mobile phone Tablet devices 	Portable music player 	Portable gaming devices 	Digital camera 	Portable video camera
Portable car navigation system 	Electronic dictionary 	Desk calculator 	AC adapter 	USB memory



◆ Collection box locations (42 locations)

- Ota City Office (1st floor lobby, 8th floor Waste Reduction Promotion Division)
- Waste Collection Offices (Omori, Kamata), Ota City Environment Public Corporation Denenchofu Headquarters
- Special Branch Offices (18 locations)
- Libraries (Ota, Omoriminami, Omorihigashi, Omorinishi, Kugahara, Senzokuike, Haneda, Rokugo, Tamagawa, Kamata)
- Consumer Lifestyle Center, South Magome Culture Center, Ikegami Hall, Yukigaya Culture Center, Kumin ("Resident's") Plaza, Sangyo ("Industry") Plaza, Ota Civic Hall Aprico, Come Come Shin Kamata, Omori Area Office Building

Caution

- Only electronics that fit in the boxes' openings (30cm x 15cm) may be disposed of at collection boxes.
- Erase all personal information before disposing.
- Remove batteries before disposing.

List of the collection days for waste and recyclable waste, and the Waste Collection Offices in your area

Location of waste collection point			Plastics	Recyclables	Combustible waste	Noncombustible waste (Week XX of the month)	Judicial district	
I	Ikegami	1 chome, 2 chome, 4 chome	Wed.	Sat.	Mon./Thu.	2nd & 4th Fri.	Omori	
		3 chome, 5 chome [No. 1–22, 25, 26]	Sat.	Wed.	Mon./Thu.	1st & 3rd Tue.		
		6 chome, 7 chome [No. 1–23, 25, 26, 29]						
		8 chome [No. 1–19]	Tue.	Fri.	Wed./Sat.	2nd & 4th Thu.	Kamata	
		5 chome [No. 23, 24, 27, 28]						
		7 chome [No. 24, 27, 28, 30, 31]						
	8 chome [No. 20–27]							
Ishikawa-cho	All areas (1 chome, 2 chome)	Mon.	Thu.	Tue./Fri.	2nd & 4th Wed.	Chofu		
U	Unoki	1 chome	Mon.	Thu.	Tue./Fri.		1st & 3rd Sat.	
		2 chome, 3 chome					2nd & 4th Sat.	
O	Omori-kita	1 chome, 4 chome, 5 chome (No. 1–8, 12, 13, 15, 16)	Mon.	Thu.	Tue./Fri.	2nd & 4th Wed.	Omori	
		5 chome [No. 9–11, 14]						
		2 chome, 3 chome, 6 chome				1st & 3rd Wed.		
	Omori-naka	All areas (1 chome, 2 chome, 3 chome)	Tue.	Fri.	Wed./Sat.	2nd & 4th Thu.		
		Omori-nishi	1 chome, 2 chome	Fri.	Tue.	Wed./Sat.		2nd & 4th Mon.
	3 chome, 4 chome, 5 chome, 6 chome		1st & 3rd Mon.					
	7 chome [No. 1–6, 7 (6–19 go)]							
	Omori-higashi	7 chome [No. 7 (1–5 go, 20–28 go), No. 8–9]	Mon.	Thu.	Tue./Fri.	1st & 3rd Wed.	Kamata	
		Omori-honcho	1 chome, 2 chome	Tue.	Fri.	Wed./Sat.	2nd & 4th Thu.	Omori
	3 chome, 4 chome, 5 chome		1st & 3rd Thu.					
	Omori-minami	1 chome [No. 1–8]	Mon.	Thu.	Tue./Fri.	1st & 3rd Wed.		
		1 chome [No. 9–11]	Fri.	Tue.	Wed./Sat.	2nd & 4th Mon.		
		2 chome [No. 1–24, 25 (1–9 go, 20–30 go) No. 26, 27 (1–4 go), No. 31–33]				2nd & 4th Thu.		
	2 chome [No. 25 (10–19 go) No. 27 (5–7 go), No. 28–30]	1st & 3rd Thu.						
	Ka	Kamata	1 chome, 2 chome, 3 chome	Mon.	Thu.	Tue./Fri.	1st & 3rd Wed.	Kamata
			4 chome, 5 chome					
Kamata-honcho		All areas (1 chome, 2 chome)	2nd & 4th Wed.					
Kamiikedai	Kamiikedai	1 chome (No. 18, 19, 21–53), 4 chome	Wed.	Sat.	Mon./Thu.	2nd & 4th Fri.	Chofu	
		1 chome (No. 1–17, 20)	Sat.	Wed.		1st & 3rd Tue.		
		2 chome, 3 chome				2nd & 4th Tue.		
Ku	Kugahara	5 chome	Fri.	Tue.	Wed./Sat.	2nd & 4th Thu.	Chofu	
		1 chome				1st & 3rd Mon.		
Sa	Sanno	2 chome	Thu.	Mon.	Tue./Fri.	2nd & 4th Sat.		Omori
		3 chome, 4 chome				2nd & 4th Wed.		
		1 chome				1st & 3rd Sat.		
Shi	Shimomaruko	All areas (1 chome, 2 chome, 3 chome, 4 chome)	Fri.	Tue.	Wed./Sat.	1st & 3rd Mon.	Kamata	
	Shinkamata	All areas (1 chome, 2 chome, 3 chome)	Tue.	Fri.		1st & 3rd Thu.		

* Please check the collection day on the sign board at the collection point. (The location of collection point may be different from your resident address.)

Location of waste collection point			Plastics	Recyclables	Combustible waste	Noncombustible waste (Week XX of the month)	Judicial district
Ta	Tamagawa	All areas (1 chome, 2 chome)	Fri.	Tue.	Wed./Sat.	2nd & 4th Mon.	Kamata
Chi	Chidori	1 chome [No. 1-19]	Fri.	Tue.	Wed./Sat.	2nd & 4th Mon.	Chofu
		1 chome [No. 20-26], 2 chome [No. 1-26, 28-35, 37]	Mon.	Thu.	Tue./Fri.	2nd & 4th Sat.	
		2 chome [No. 27, 36, 38-41], 3 chome	Fri.	Tue.	Wed./Sat.	1st & 3rd Mon.	Kamata
	Chuo	1 chome	Thu.	Mon.	Tue./Fri.	2nd & 4th Sat.	Omori
		2 chome		Wed.		2nd & 4th Mon.	
		3 chome, 7 chome, 8 chome	Sat.	Mon./Thu.	2nd & 4th Tue.		
4 chome, 5 chome, 6 chome		Wed.	Sat.	2nd & 4th Fri.			
Te	Denenchofu	1 chome	Mon.	Thu.	Tue./Fri.	2nd & 4th Wed.	Chofu
		2 chome, 3 chome, 4 chome, 5 chome				1st & 3rd Wed.	
	Denenchofu-honcho	Thu.	Mon.	1st & 3rd Sat.			
	Denenchofu-minami			All areas			
Na	Nakaikagami	All areas (1 chome, 2 chome)	Fri.	Tue.	Wed./Sat.	1st & 3rd Mon.	Omori
	Nakamagome	All areas (1 chome, 2 chome, 3 chome)	Wed.	Sat.	Mon./Thu.	1st & 3rd Fri.	
	Nakarokugo	1 chome	Mon.	Thu.	Tue./Fri.	2nd & 4th Wed.	Kamata
		2 chome, 3 chome, 4 chome	Thu.	Mon.		2nd & 4th Sat.	
Ni	Nishi-kamata	1 chome, 2 chome, 3 chome, 4 chome, 5 chome, 6 chome, 7 chome	Tue.	Fri.	Wed./Sat.	2nd & 4th Thu.	
		8 chome				1st & 3rd Thu.	
	Nishi-kojiya	All areas (1 chome, 2 chome, 3 chome, 4 chome)	Sat.	Wed.	Mon./Thu.	2nd & 4th Tue.	Omori
	Nishi-magome	All areas (1 chome, 2 chome)	Wed.	Sat.	Mon./Thu.	1st & 3rd Fri.	
	Nishi-minemachi	All areas	Thu.	Mon.	Tue./Fri.	1st & 3rd Sat.	Chofu
	Nishi-rokugo	1 chome	Mon.	Thu.	Tue./Fri.	2nd & 4th Wed.	Kamata
2 chome, 3 chome, 4 chome		Thu.	Mon.	2nd & 4th Sat.			
Ha	Haginaka	All areas (1 chome, 2 chome, 3 chome)	Sat.	Wed.	Mon./Thu.	1st & 3rd Tue.	Kamata
	Haneda	All areas (1 chome, 2 chome, 3 chome, 4 chome, 5 chome, 6 chome)	Wed.	Sat.		2nd & 4th Fri.	
	Haneda-asahicho	All areas				1st & 3rd Fri.	
Hi	Higashi-kamata	All areas (1 chome, 2 chome)	Mon.	Thu.	Tue./Fri.	1st & 3rd Wed.	Kamata
	Higashi-kojiya	All areas (1 chome, 2 chome, 3 chome, 4 chome, 5 chome, 6 chome)	Wed.	Sat.	Mon./Thu.	1st & 3rd Fri.	
	Higashi-magome	All areas (1 chome, 2 chome)	Thu.	Mon.	Tue./Fri.	1st & 3rd Sat.	Omori
	Higashi-minemachi	All areas	Tue.	Fri.	Wed./Sat.	2nd & 4th Thu.	Chofu
	Higashi-yaguchi	1 chome [No. 1-4, 8, 9 (1-7 go, 19-21 go), No. 10 (8-13 go)]	Sat.	Wed.	Mon./Thu.	1st & 3rd Tue.	Omori
		1 chome (No. 5-7, No. 9 [8-18 go], No. 10 [1-7 go], No. 11-18]	Tue.	Fri.	Wed./Sat.	1st & 3rd Thu.	Kamata
	Higashi-yukigaya	1 chome, 4 chome	Sat.	Wed.	Mon./Thu.	1st & 3rd Tue.	Chofu
		2 chome, 3 chome, 5 chome				2nd & 4th Tue.	
Higashi-rokugo	All areas (1 chome, 2 chome, 3 chome)	Thu.	Mon.	Tue./Fri.	1st & 3rd Sat.	Kamata	
He	Heiwajima	All areas (1 chome, 2 chome, 3 chome, 4 chome, 5 chome, 6 chome)	Tue.	Fri.	Wed./Sat.	2nd & 4th Thu.	Omori
Ho	Honhaneda	All areas (1 chome, 2 chome, 3 chome)	Wed.	Sat.	Mon./Thu.	2nd & 4th Fri.	Kamata
Mi	Minami-kamata	All areas (1 chome, 2 chome, 3 chome)	Sat.	Wed.	Mon./Thu.	1st & 3rd Tue.	
	Minami-kugahara	All areas (1 chome, 2 chome)	Fri.	Tue.	Wed./Sat.	2nd & 4th Thu.	Chofu
		1 chome, 2 chome	Wed.	Sat.	Mon./Thu.	2nd & 4th Fri.	
	3 chome	1st & 3rd Fri.					
	Minami-magome	1 chome, 2 chome, 3 chome	Thu.	Mon.	Tue./Fri.	2nd & 4th Sat.	Omori
		4 chome, 6 chome	Wed.	Sat.	Mon./Thu.	2nd & 4th Fri.	
		5 chome				1st & 3rd Fri.	
Minami-yukigaya	All areas (1 chome, 2 chome, 3 chome, 4 chome, 5 chome)	Tue.	Fri.	Wed./Sat.	1st & 3rd Thu.	Chofu	
Minami-rokugo	All areas (1 chome, 2 chome, 3 chome)	Thu.	Mon.	Tue./Fri.	1st & 3rd Sat.	Kamata	
Ya	Yaguchi	All areas (1 chome, 2 chome, 3 chome)	Fri.	Tue.	Wed./Sat.		2nd & 4th Mon.
Yu	Yukigaya-otsukamachi	All areas	Mon.	Thu.	Tue./Fri.	2nd & 4th Wed.	Chofu

Businesses are required by law to treat waste that they dispose of on their own responsibility.

As a general rule, businesses should outsource waste disposal to a private waste collector.

- There are two methods; asking a licensed company to collect and transport the waste, or bringing the waste directly to a treatment facility.
For more information, please contact the Waste Collection Office or the Waste Reduction Promotion Division (03-5744-1629).
 - When contracting a private waste collector, confirm what is to be collected, the approximate volume, who will transport it, and where, how and who will dispose of it at the destination.
- The city's service is for waste and recyclables from households. As long as there is no interference with domestic waste collection, the city collects business waste and recyclables for a fee.
 - When asking the city to collect business waste and recyclables, please affix a pay business waste treatment ticket issued by Ota City to the waste or recyclables before putting out. You must fill in your shop or company name on the ticket. Categories are the same as for domestic waste.
 - There are some waste that the city cannot collect. (the waste in a powdery state or with oil etc.)
 - Business bulky waste cannot be collected by the city.
- If you wish to dispose of business waste and recyclables for collection by the city, see here →



- You can purchase a pay business waste treatment ticket at shops, supermarkets, convenience stores, and the Waste Collection Office with an "Ota city waste ticket is available here" sign.
- Tickets issued by other cities are not accepted.**
- As a rule, pay business waste treatment tickets cannot be refunded, unless certain requirements are met. For further information, please contact the respective Waste Collection Office or the Waste Reduction Promotion Division (03-5744-1374).
 - Revised fees for business recyclables and waste have been in place since October 2023. The procedures for refunds of business waste treatment tickets (tickets with "Revised October 2017" written on the name) that were discontinued at the end of September 2023 and exchange for current tickets by paying the difference will end on October 31, 2028. Please note that the procedure is not available after November 1, 2028.

Ticket types	Package fee
10 small 10 L tickets	870 yen
10 medium 20 L tickets	1,740 yen
10 large 45 L tickets	3,910 yen
5 extra-large 70 L tickets	3,045 yen

Sample



Contact information

- ◆ **Waste collection and collection points** (See list on pages 6 and 7 for jurisdiction.)
 - Omori Waste Collection Office: 2-3-6 Chuo ☎03-3774-3811
 - Kamata Waste Collection Office (Chofu area): 2-33-1 Shimomaruko . . ☎03-6459-8201
 - Kamata Waste Collection Office (Kamata area): 2-33-5 Shimomaruko . ☎03-6451-9535
- ◆ **Recyclable collection and plastic collection, and matters related to the promotion of the 3Rs**
 - Waste Reduction Promotion Division, 5-13-14 Kamata ☎03-5744-1628
- ◆ **Matters related to bulky waste (applications and inquiries)**
 - Bulky Waste Reception Center ☎0570-037-530